

## Square & rectangular louvre faced diffusers adjustable (SQD)

### Square & Rectangular Louvre Face Diffusers (SQD)

are suitable for supply air ceiling applications where air is to be introduced with the maximum diffusion and minimum disturbance.

The core, available to give 1, 2, 3 or 4 way throw patterns

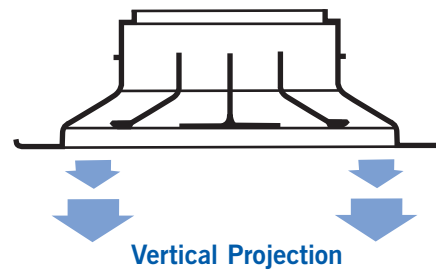
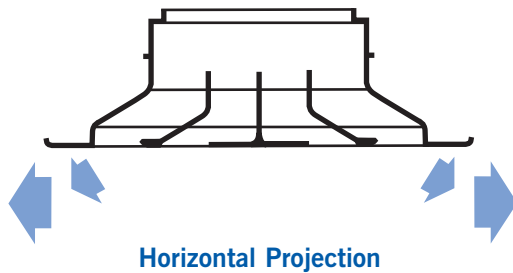
is adjustable to give horizontal or vertical discharge, and is removable.

The SQD can be supplied with Opposed Blade Dampers (OBD), Equalising Grids (EQD), Plenum boxes (PLB) and Adaptor Boxes (ADB).

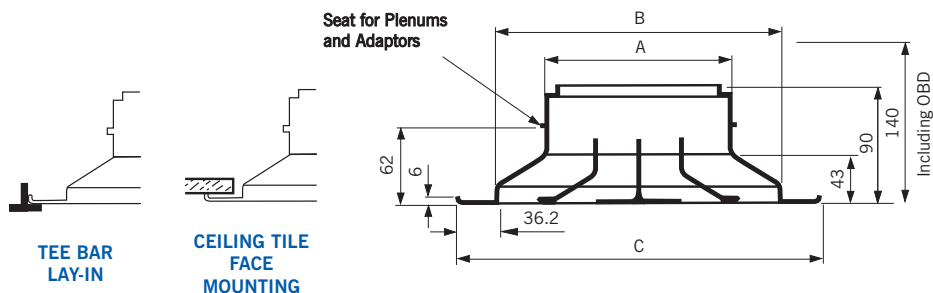
SQD diffusers are manufactured from extruded aluminium sections, the mitred corners being fully welded and finished.

Finally they are stove enamelled RAL 9010 white as standard.

Other finishes are available.



### Dimensions



A. NOMINAL DUCT SIZE	150	225	300	375	450	525	600
B. CEILING OPENING SIZE	240	315	390	465	540	615	690
C. OVERALL FLANGE SIZE	295	370	445	520	595	670	745

### Fixing methods

**FMF:** Screw fixing through neck (standard).

**FMG:** Angle brackets for support by rods or wires.